

SPEED QUEEN | PROFESSIONAL

Washer-Extractor Mops for OPL



SFmop

Best-in-class Quantum® Gold Controls


Revolutionary Quantum® Gold technology combines equipment controls, programming and wireless networking into one full-store management system, including: wireless networking, adjustable water levels and in-depth reporting. Designed to reduce costs and maximize revenue, Quantum gives you the power to achieve unprecedented levels of profitability.

Washer-extractors features

- Stainless steel outer and inner drum
- Industry-leading 440 G-Force extraction removes more moisture, minimizing drying times and utility costs
- Totally freestanding: can be installed on any floor and any level
- Suspension with new out-of-balance logic
- Soap box with four compartments
- Standard soap supply injection allows easy connection with liquid soap pumps
- Door opens 180° for easy loading and unloading
- Available with drain valve
- Electrical heating or boiler-fed
- Longer lifetime: at least 15,000 cycles
- Special mop wash programs: mops & microfibers
- Protected heating element to resist dust and particles.

Quantum Controls

- 6 programs
- 3 cycle modifiers
- LED notification
- Time remaining countdown



Electronic Controls



Best Warranty



Exceptional Efficiency



Lasts Longer



Protected heating element

Number of Mops/batch *	SF3NGBJG403UG44
Mops 100g**	90
Mops 180g**	50
Mops 200g**	45
Mops 230g**	39
Microfiber cloths 16g	563
Microfiber cloths 22g	409
Microfiber cloths 25g	350

* Numbers are indicative. Contact your Speed Queen partner for detailed information on your requirements.

** Dimension mops 50cm x 12cm



Washer-extractor

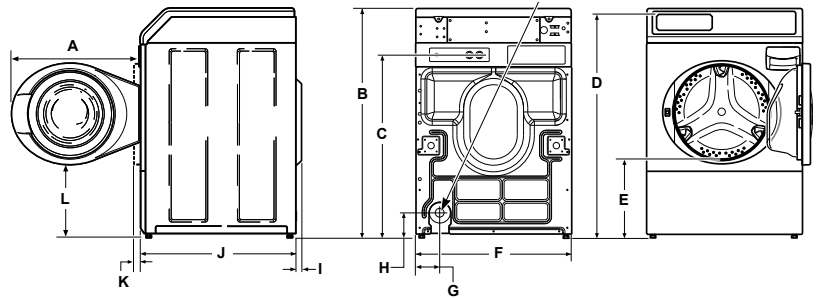
Specifications



SFmop									
	MARKET	ACTUATION	VOLTAGE	CONTROL LOCATION	COLOR	BASKET	DRAIN	CAPACITY	
SF3NGBJG403UG44	Europe/CE	OPL ¹ / PCP ²	400v/50Hz/3N	45° front control	Grey	Stainless	Drain Valve	9,5kg	


¹ On Premise Laundry
² Prep for Central Pay

		Washer Extractor
DRUM VOLUME	l	96,8
MOTOR		
Frequency controlled	kW	0,67
EXTRACTION SPEED	rpm	1200
G-FACTOR		440
ELECTRICAL HEATING		
Electrical	kW	4,8
TYPE OF CONTROL		Quantum
DIMENSIONS		
H×W×D	mm	1027×683×704
Net weight	kg	113
TRANSPORT DATA		
Volume (packed)	m ³	0,71
Packed H×W×D		1150×760×860
Gross weight	kg	122
Ratio 1:9	kg	10,5



	A	B	C	D	E	F	G	H	I	J
mm	611	1027	813	1006	371	683	52	704	40	333

CYCLE OVERVIEW						
CYCLE	MOD.	TEMP.	EXTRACTION	AGITATION	PRE-WASH	RINSE
Mop: For traditional mops. The mop is in general more sensitive than the micro. The features for this cycle are: • Low agitation • Low extraction	Quick	40-60-90C	Low RPM	Low	0	1
	Normal	40-60-90C	Low RPM	Low	1	2
	Chemo.	40-60-90C	Low RPM	Low	1	3
Micro fiber: Cycle developed for micro fiber. Mechanically more resilient than the traditional mop. The temperature is the only concern. The features for this cycle are: • Aggressive agitation • High extraction	Quick	40-60-90C	High RPM	Normal	0	1
	Normal	40-60-90C	High RPM	Normal	1	2
	Chemo.	40-60-90C	High RPM	Normal	1	3
Clothing: Represent the normal cycle used on other machine. Only difference is the possibility to have thermo desinfection.	Quick	40-60-90C	High RPM	Normal	0	1
	Normal	40-60-90C	High RPM	Normal	1	2
	Chemo.	40-60-90C	High RPM	Normal	1	3



<QR CODE >